
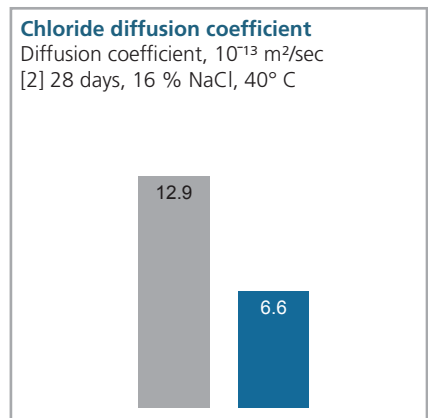
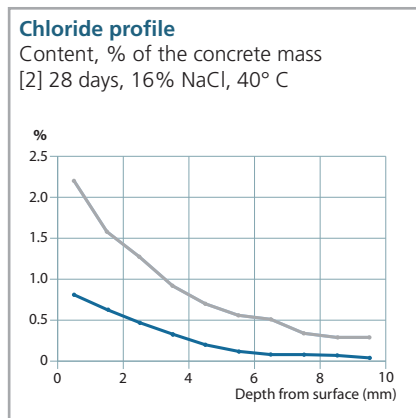
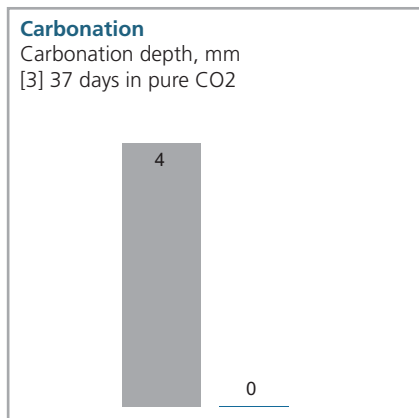
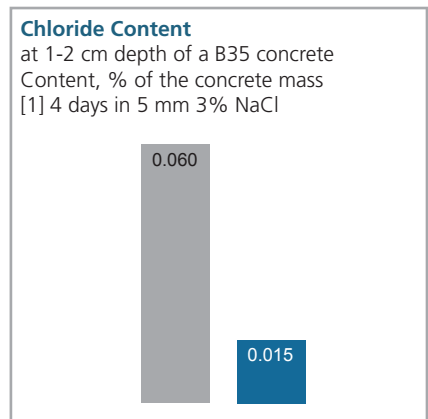
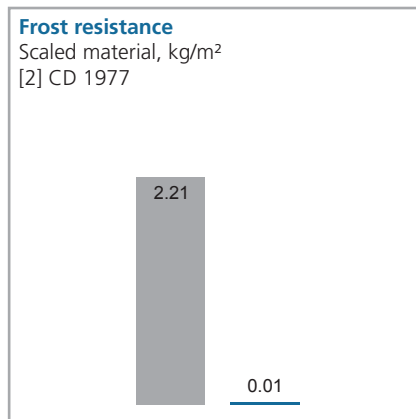
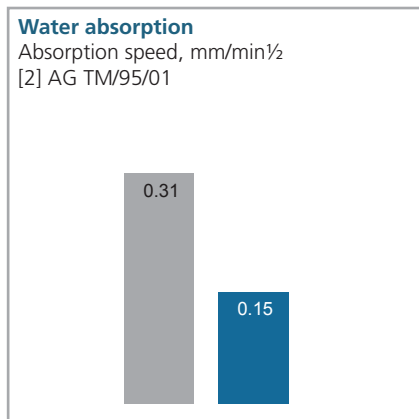
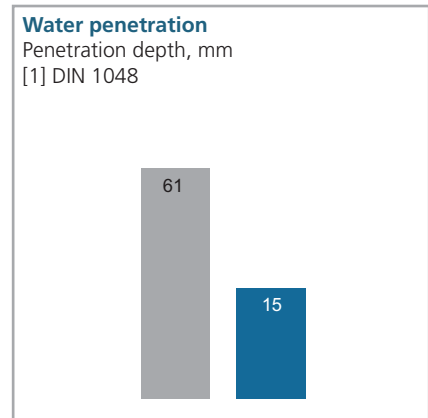
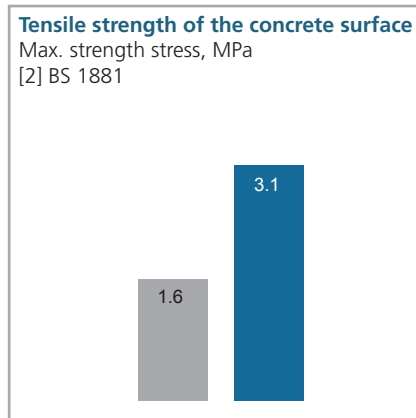
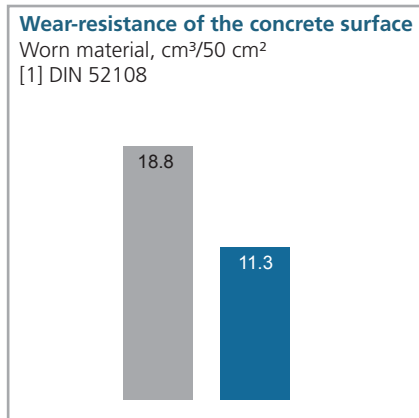


Concrete quality




Formtex® drains water from the concrete surface reducing the w/c ratio in the outer zone of the concrete. A reduction in the w/c ratio results in denser concrete with fewer and smaller pores. The improvement of the concrete quality when using Formtex® has also been demonstrated in tests made by independent laboratories. The tables below show examples of these test results.

Without Formtex® With Formtex®



- [1] Saugende Schalungsbahnen (Absorbent formwork liners) Reinhard Barnewold, Stuttgart 2000
 [2] Evaluation on the effect of Formtex CPF on the surface properties of concrete, Taywood Engineering, Southall 1998
 [3] Einfluss der Schalungsbahnen auf die Qualität von Betonrandoznen (The influence of formwork liners on the surface quality of concrete) Prof. Günter Schelling, Stuttgart

Concrete mix designs used



[1]

Class	B25	B35	B45	B35
Cement type	Type1 32.5R	Type1 42.5R	Type1 42.5R	Type3*B32.5NWHS
Water/powder	0.53	0.51	0.47	0.50
Cement (kg/m ³)	270	280	350	340
Fly ash (kg/m ³)	60	60	30	
Plastiziser (kg/m ³)	0.5	0.5	0.6	0.3
Water (kg/m ³)	175	175	180	170
Aggregate (kg/m ³) - max 22 mm	1850	1845	1805	1870
Flow (DIN1048)	460 mm	480 mm	510 mm	420 mm
Compressive strength 28 days, 200 mm cube DIN1048	38.9 MPa	40.4 MPa	47.7 MPa	40.7 MPa

[2]

Class	C35
Cement type	BCI Northfleet
Water/powder	0.53
Cement (kg/m ³)	340
Water (kg/m ³)	180
Aggregate (kg/m ³) - max 22 mm	1835
Slump (BS 1881 del 102)	75 mm
Compressive strength 28 days, 100 mm cube DIN1048	45.5 MPa

[3]

Class	B35
Cement type	PZ35 L NW HS
Water powder	0.49
Cement (kg/m ³)	340
Plastiziser (kg/m ³)	2.7
Water (kg/m ³)	168
Aggregate (kg/m ³) - max 32 mm	1881
Flow (DIN1048)	1.07
Compressive strength 28 days, 200 mm cube DIN1048	39 MPa